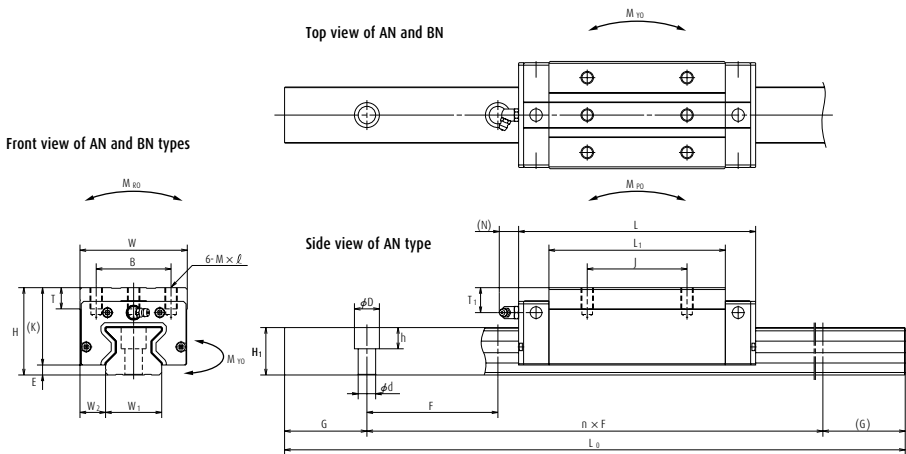
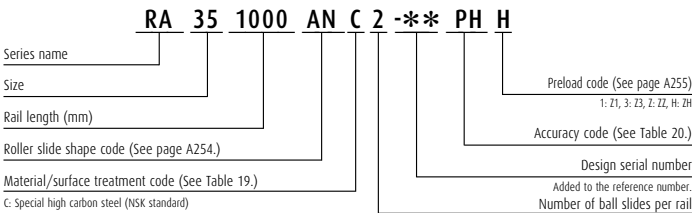


## 10. Dimensions

RA-AN (High-load type / Standard)

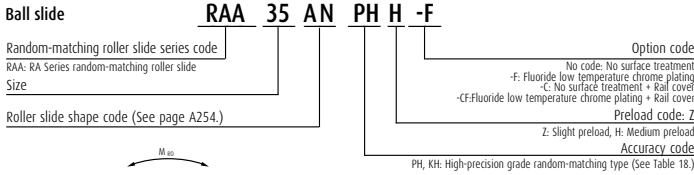
RA-BN (Super-high-load type / Long)



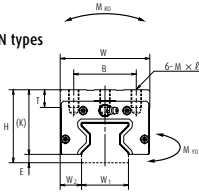
Model No.	Assembly			Ball slide												
	Height	E	W <sub>2</sub>	Width	Length	Mounting hole			L <sub>1</sub>	K	T	Grease fitting			Width	Height
						B	J	M × pitch × ℓ				Hole size	T <sub>1</sub>	N		
RA15AN	28	4	9.5	34	70	26	26	M4×0.7×6	44.8	24	8	φ 3	8	3	15	16.3
RA15BN	28	4	9.5	34	85.4	26	26	M4×0.7×6	60.2	24	8	φ 3	8	3	15	16.3
RA20AN	30	5	12	44	86.5	32	36	M5×0.8×6	57.5	25	12	φ 3	4	3	20	20.8
RA20BN	30	5	12	44	106.3	32	50	M5×0.8×6	77.3	25	12	φ 3	4	3	20	20.8
RA25AN	40	5	12.5	48	97.5	35	35	M6×1×9	65.5	35	12	M6×0.75	10	11	23	24
RA25BN	40	5	12.5	48	115.5	35	50	M6×1×9	83.5	35	12	M6×0.75	10	11	23	24
RA30AN	45	6.5	16	60	110.8	40	40	M8×1.25×11	74	38.5	14	M6×0.75	10	11	28	28
RA30BN	45	6.5	16	60	135.4	40	60	M8×1.25×11	98.6	38.5	14	M6×0.75	10	11	28	28
RA35AN	55	6.5	18	70	123.8	50	50	M8×1.25×12	83.2	48.5	15	M6×0.75	15	11	34	31
RA35BN	55	6.5	18	70	152	50	72	M8×1.25×12	111.4	48.5	15	M6×0.75	15	11	34	31
RA45AN	70	8	20.5	86	154	60	60	M10×1.5×17	105.4	62	17	Rc1/8	20	14	45	38
RA45BN	70	8	20.5	86	190	60	80	M10×1.5×17	141.4	62	17	Rc1/8	20	14	45	38
RA55AN	80	9	23.5	100	184	75	75	M12×1.75×18	128	71	18	Rc1/8	21	14	53	43.5
RA55BN	80	9	23.5	100	234	75	95	M12×1.75×18	178	71	18	Rc1/8	21	14	53	43.5
RA65AN	90	13	31.5	126	228.4	76	70	M16×2×20	155.4	77	22	Rc1/8	19	14	63	55
RA65BN	90	13	31.5	126	302.5	76	120	M16×2×20	229.5	77	22	Rc1/8	19	14	63	55

**Notes** 1) Select either one of two F dimensions, the standard or the parenthesized semi-standard dimension, for the pitch of rail fixing bolt holes. If not specified, the standard dimension of F is applied.

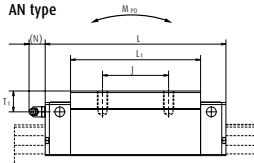
**Reference number for roller slide of random-matching type**



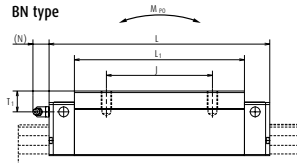
**AN and BN types**



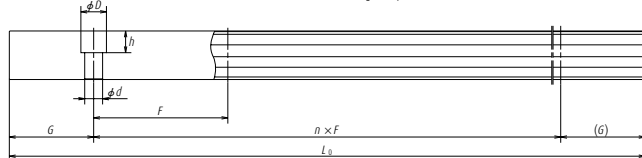
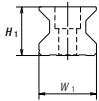
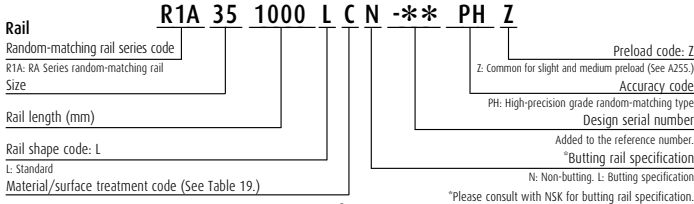
**AN type**



**BN type**



**Reference number for rail of random-matching type**



Unit: mm

Rail			Basic load rating								Weight		
Pitch F	Mounting bolt hole d x D x h	G (reference)	Maximum length L <sub>0max</sub>	3) Dynamic		Static		Static moment (N-m)				Ball slide (kg)	Rail (kg/m)
				[50km] C <sub>50</sub> (N)	[100km] C <sub>100</sub> (N)	C <sub>0</sub> (N)	M <sub>R0</sub>	M <sub>P0</sub>		M <sub>Y0</sub>			
								One slide	Two slides	One slide	Two slides		
60	4.5x7.5x5.3	20	2 000	12 600	10 300	27 500	260	210	1 320	210	1 320	0.21	1.6
(30)	4.5x7.5x5.3	20	2 000	16 000	13 000	37 000	350	375	2 130	375	2 130	0.30	1.6
60	6x9.5x8.5	20	3 000	23 600	19 200	52 500	665	505	3 100	505	3 100	0.38	2.6
(30)	6x9.5x8.5	20	3 000	29 500	24 000	70 000	890	900	5 000	900	5 000	0.50	2.6
30	7x11x9	20	3 900	36 000	29 200	72 700	970	760	4 850	760	4 850	0.60	3.4
(60)	7x11x9	20	3 900	43 500	35 400	92 900	1 240	1 240	7 200	1 240	7 200	0.91	3.4
40	9x14x12	20	3 900	47 800	38 900	93 500	1 670	1 140	7 100	1 140	7 100	1.0	4.9
(80)	9x14x12	20	3 900	58 500	47 600	121 000	2 170	1 950	11 500	1 950	11 500	1.3	4.9
40	9x14x12	20	3 900	65 500	53 300	129 000	2 810	1 800	11 000	1 800	11 000	1.6	6.8
(80)	9x14x12	20	3 900	82 900	67 400	175 000	3 810	3 250	17 800	3 250	17 800	2.1	6.8
52.5	14x20x17	22.5	3 650	114 000	92 800	229 000	6 180	4 080	24 000	4 080	24 000	3.0	10.9
(105)	14x20x17	22.5	3 650	143 000	116 000	305 000	8 240	7 150	39 000	7 150	39 000	4.1	10.9
60	16x23x20	30	3 600	159 000	129 000	330 000	10 200	7 060	41 000	7 060	41 000	4.9	14.6
(120)	16x23x20	30	3 600	207 000	168 000	462 000	14 300	13 600	72 000	13 600	72 000	6.7	14.6
75	18x26x22	35	3 600	259 000	210 000	504 000	19 200	12 700	78 500	12 700	78 500	9.3	22.0
(150)	18x26x22	35	3 600	355 000	288 000	756 000	28 700	28 600	153 000	28 600	153 000	12.2	22.0

2) The random-matching type is available for the models of RA25 to RA65.

3) The basic load rating comply with the ISO standard. (ISO 14728-1, 14728-2)

C<sub>50</sub>: the basic dynamic load rating for 50 km rated fatigue life

C<sub>100</sub>: the basic dynamic load rating for 100 km rated fatigue life